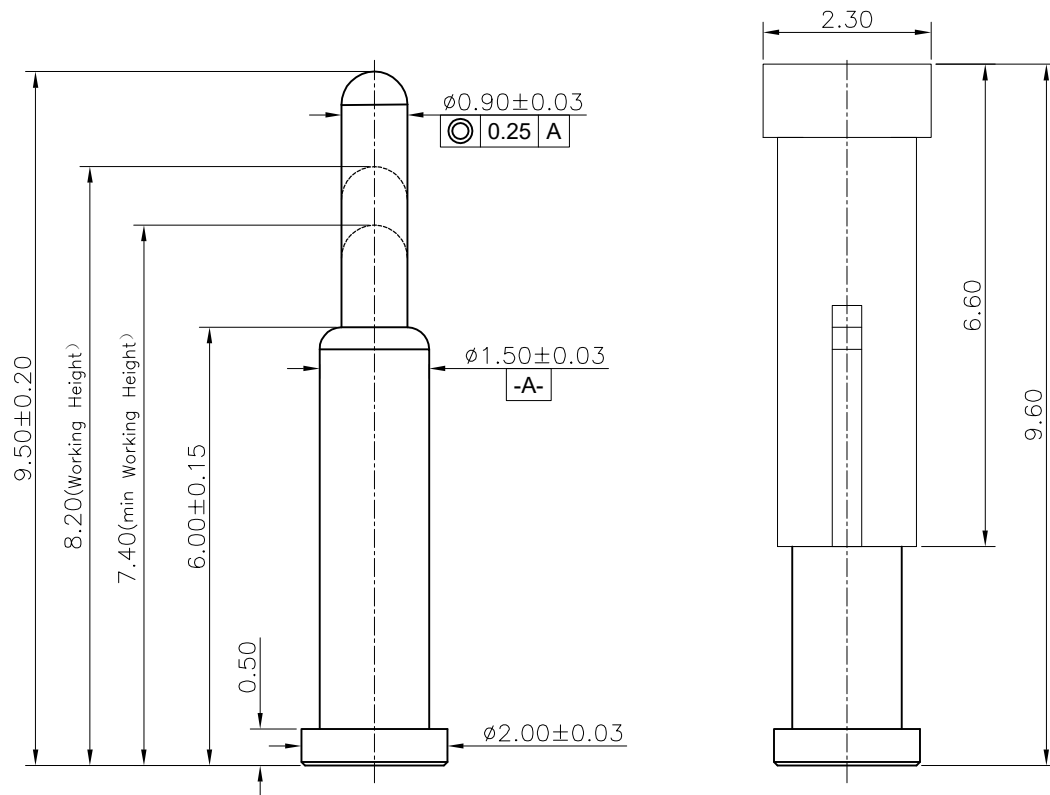
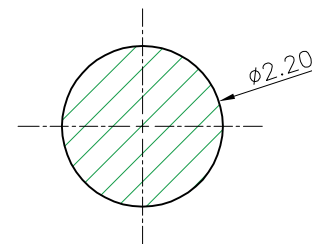


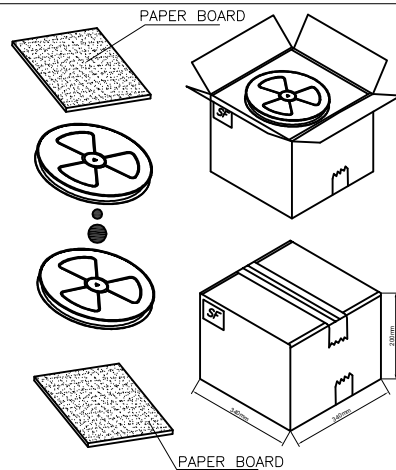
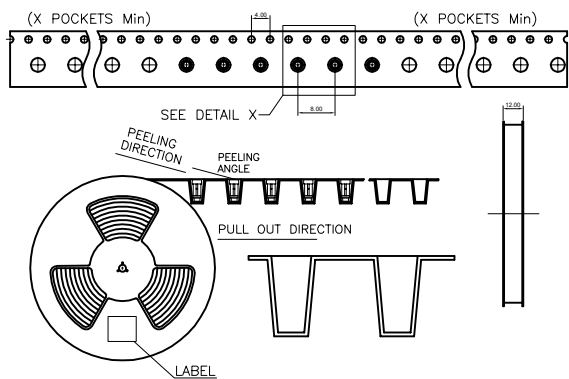
REV.	ECN NO.	REVISION RECORD	DATE
01	NA	NA	20201112



- NOTE:
- Electrical:
 - Rated voltage:AC/DC12V.
 - Rated current:1A Max.
 - Contact resistance: 100 mohm maximum at working height(quiescence)
 - Mechanical:
 - Force:80±20gf at Normal Working Height
 - Durability:10,000 cycles (minimum)
 - Environment:
 - Temperature range: -20 to 85 degrees
 - Salt Spray: 48h Min
 - Wave solder:The temperature of the solder shall be 260±5 °c and immersion duration 5s.
 - RoHS & HF compliant.
 - Please operate it based on the working height Based on the engineering drawings,shall not exceed the maximum allowed compression



Recommended PCB Layout



4	CAP	1	High temp Plast	Black,UL94 V-0
3	Body	1	Leaded Brass	Au plating 1u" min over all NI plating 50-100u" min
2	Plunger	1	Leaded Brass	Au plating 1" min over all NI plating 50-100u" min
1	Spring	1	Stainless steel wire	-----
Item	Part Name	Q'TY	Material	Finish

UNLESS OTHERWISE SPECIFIED
DIMENSION ARE IN MILLIMETERS
TOLERANCE ARE :
FRACTION DECIMALS ANGLES

Shenzhen Chunni Electronics Co. Ltd.

.X ±0.15	X.* ±8°	DRAWN	Mike	TITLE: POGO PIN	
.XX ±0.10	.X* ±5.0°	CHECKED		PART NO: CNH15095-A01R-00228	
.XXX ±0.05	.XX* ±2.0°	APPROVED		DRAWING NO: CNH00228R	
Scale: 1:1		CONFIDENTIAL		Page: 1/1	Rev: 01