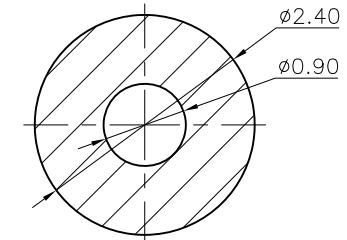


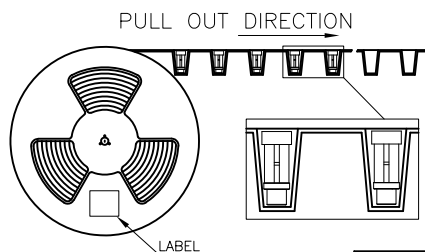
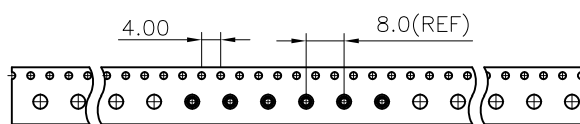
REV.	ECN NO.	REVISION RECORD	DATE
01	ECN-NO	INITIAL RELEASED	20201204

NOTE:

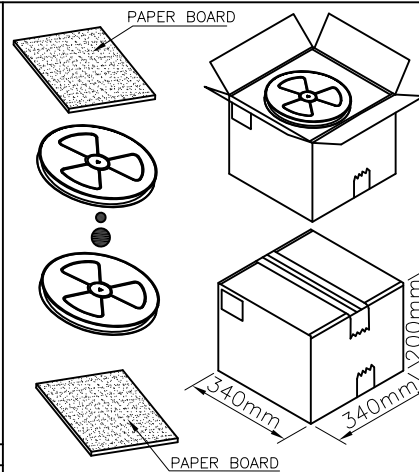
1. Electrical:
 - 1.1. Rated voltage: AC/DC12V.
 - 1.2. Rated current: 1A Max.
 - 1.3. Contact resistance: 100 mohm maximum at working height (quiescence)
2. Mechanical:
 - 2.1. Force: 28 ± 10 gf at Normal Working Height
 - 2.2. Durability: 10,000 cycles (minimum)
3. Environment:
 - 3.1. Temperature range: -20 to 85 degrees
 - 3.2. Salt Spray: 48h Min
 - 3.3. Wave solder: The temperature of the solder shall be 260 ± 5 °c and immersion duration 5s.
 - 3.4. RoHS & HF compliant.
4. Please operate it based on the working height Based on the engineering drawings, shall not exceed the maximum allowed compression



RECOMMENDED PCB LAYOUT(TOP VIEW)
DEFAULT TOLERANCE: ± 0.05



REEL/PER	CARTON/PER
xxx(REF)	xxxx(REF)



4	CAP	1	High temp Plast	Black,UL94 V-0			
3	Body	1	Leaded Brass	Au plating 1u" min over all Ni plating 50u" min			
2	Plunger	1	Leaded Brass	Au plating 1u" min over all Ni plating 50u" min			
1	Spring	1	Stainless steel wire	-----			
Item	Part Name	Q'TY	Material	Finish			
UNLESS OTHERWISE SPECIFIED DIMENSION ARE IN MILLIMETERS TOLERANCE ARE : FRACTION DECIMALS ANGLES							
Shenzhen Chunni Electronics Co. Ltd.							
.X	± 0.15	X.*	$\pm 8^\circ$	DRAWN	Evan Pei	TITLE: POGO PIN	
.XX	± 0.10	.X*	$\pm 5.0^\circ$	CHECKED	Evan Pei	PART NO: CNH15071-A01R-00268	
.XXX	± 0.05	.XX*	$\pm 2.0^\circ$	APPROVED	Evan Pei	DRAWING NO: CNH00268R	
			Scale: 1:1	CONFIDENTIAL		Page: 1/1	Rev: 01
			Unit: mm				