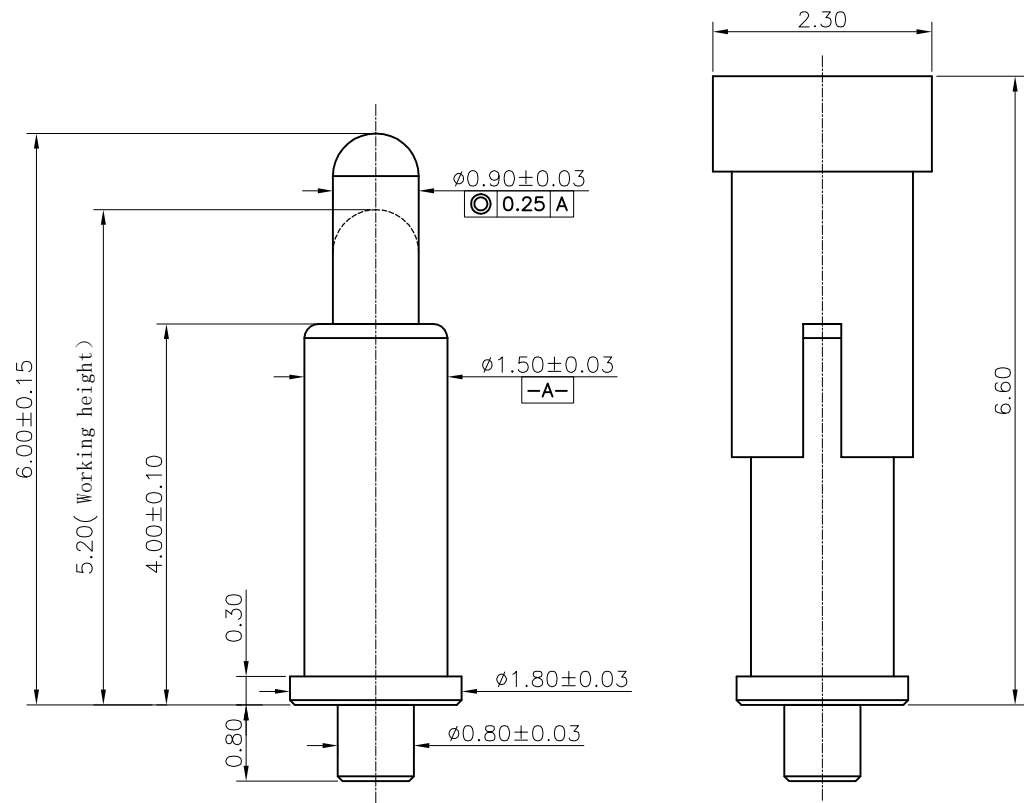
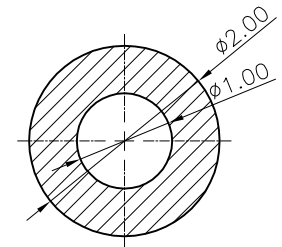


REV.	ECN NO.	REVISION RECORD	DATE
01	NA	NA	20200911

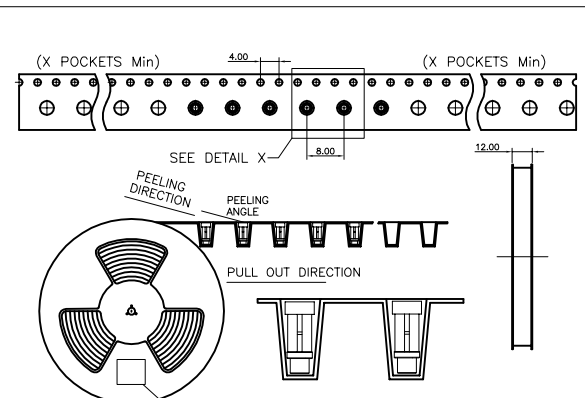


NOTE:

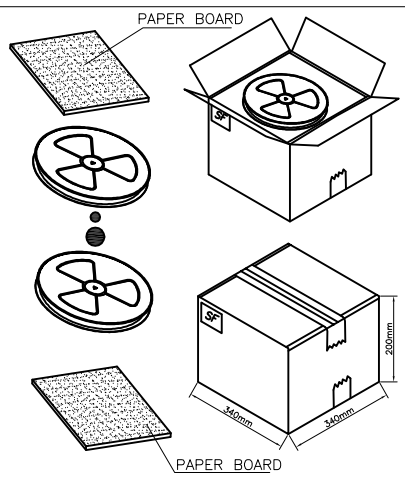
- Electrical:
 - Rated voltage:AC/DC12V.
 - Rated current:1A Max.
 - Contact resistance: 100 mohm maximum at working height(quiescence)
- Mechanical:
 - Force:40±10gf at Normal Working Height
 - Durability:10,000 cycles (minimum)
- Environment:
 - Temperature range: -20 to 85 degrees
 - Salt Spray: 48h Min
 - Wave solder:The temperature of the solder shall be 260±5 °c and immersion duration 5s.
 - RoHS & HF compliant.
- Please operate it based on the working height Based on the engineering drawings,shall not exceed the maximum allowed compression



Recommended PCB Layout



Per Roll	Each case
one thousand and five hundred	fifteen thousand



4	CAP	1	High temp Plast	Black,UL94 V-0
3	Body	1	Leaded free Brass	Au plating 5u" min over all Ni plating 50-100u" min
2	Plunger	1	Leaded free Brass	
1	Spring	1	Stainless steel wire	Au plating 1u" min over all Ni plating 50-100u" min
Item	Part Name	Q'TY	Material	Finish

UNLESS OTHERWISE SPECIFIED
DIMENSION ARE IN MILLIMETERS
TOLERANCE ARE :
FRACTION DECIMALs ANGLES

.X	±0.15	X.*	±8°
.XX	±0.10	.X*	±5.0°
.XXX	±0.05	.XX*	±2.0°

Shenzhen Chunni Electronics Co. Ltd.

DRAWN	Mike	TITLE: POGO PIN	
CHECKED		PART NO: CNH15060-A05R-00199	
APPROVED		DRAWING NO: CNH00199R	
Unit: mm	Scale: 1:1	CONFIDENTIAL	Page: 1/1 Rev: 01