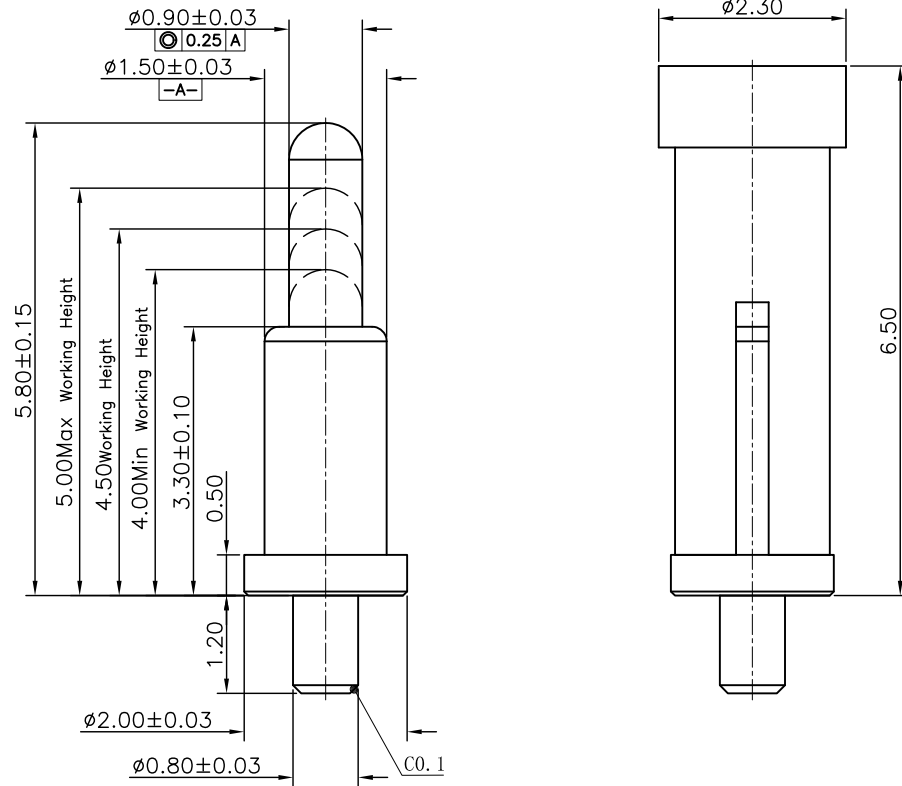
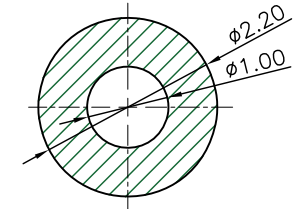


REV.	ECN NO.	REVISION RECORD	DATE
01	ECN-NO	INITIAL RELEASED	20201128

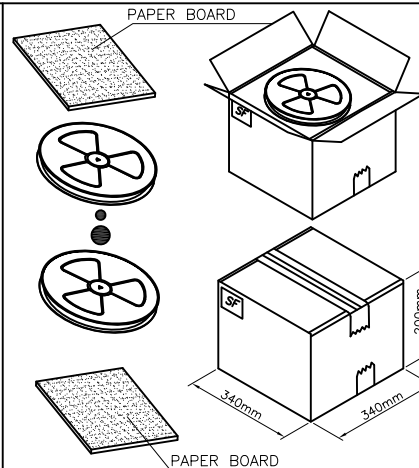
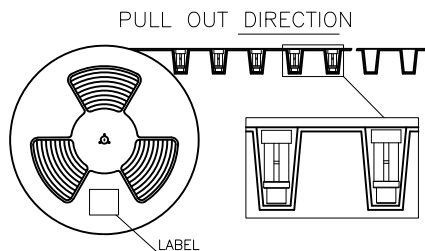
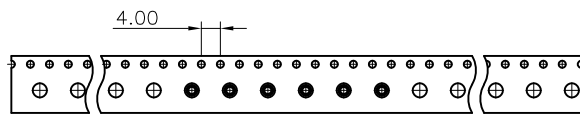


NOTE:

1. Electrical:
 - 1.1. Rated voltage:AC/DC12V.
 - 1.2. Rated current:1A Max.
 - 1.3. Contact resistance: 100 mohm maximum at working height(quiescence)
2. Mechanical:
 - 2.1. Force:20±8gf at Normal Working Height
 - 2.2. Durability:10,000 cycles (minimum)
3. Environment:
 - 3.1. Temperature range: -20 to 85 degrees
 - 3.2. Salt Spray: 48h Min
 - 3.3. Wave solder:The temperature of the solder shall be 260±5 °c and immersion duration 5s.
 - 3.4. RoHS & HF compliant.
4. Please operate it based on the working height Based on the engineering drawings,shall not exceed the maximum allowed compression



RECOMMENDED PCB LAYOUT(TOP VIEW)
DEFAULT TOLERANCE:±0.05



4	CAP	1	High temp Plast	Black,UL94 V-0		
3	Body	1	Leaded free Brass	Au plating 3u" min over all NI plating 50u" min		
2	Plunger	1	Leaded free Brass	Au plating 3u" min over all NI plating 50u" min		
1	Spring	1	Stainless steel wire	Au plating 1u" min over all NI plating 50u" min		
Item	Part Name	Q'TY	Material	Finish		
UNLESS OTHERWISE SPECIFIED DIMENSION ARE IN MILLIMETERS TOLERANCE ARE : FRACTION DECIMALS ANGLES						
Shenzhen Chunni Electronics Co. Ltd.						
.X	±0.15	X.*	±8°	DRAWN	Mike	TITLE: POGO PIN
.XX	±0.10	.X*	±5.0°	CHECKED	Evan Pei	PART NO: CNH15058-A03R-00253
.XXX	±0.05	.XX*	±2.0°	APPROVED	Evan Pei	DRAWING NO: CNH00253R
		Scale: 1:1	CONFIDENTIAL		Page: 1/1	Rev: 01