

REV.	ECN NO.	REVISION RECORD	DATE

NOTE:

1.Electrical:

- 1.1 Rated voltage:AC/DC12V.
- 1.2 Rated current:1A Max.
- 1.3 Contact resistance: 50 mohm maximum at working height(quiescence)

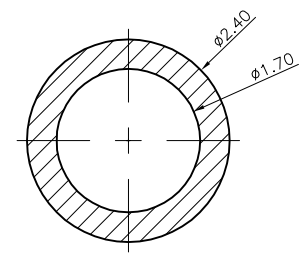
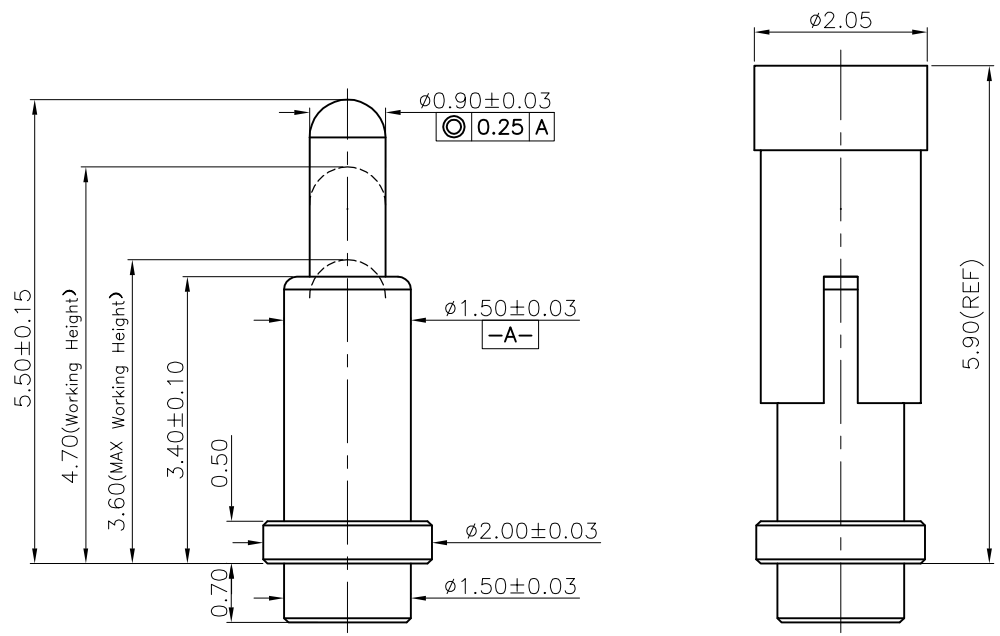
2.Mechanical:

- 2.1 Force:25±10gf at Normal Working Height
- 2.2 Durability:10,000 cycles (minimum)

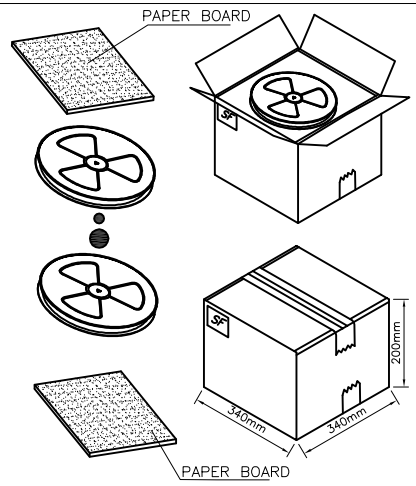
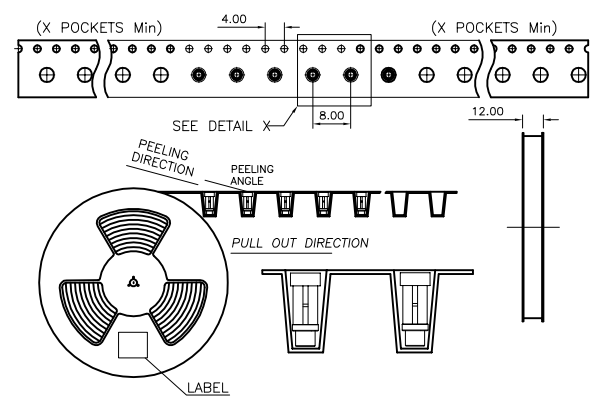
3.Environment:

- 3.1 Temperature range: -20 to 85 degrees
- 3.2 Salt Spray: 48h Min
- 3.3 Wave solder:The temperature of the solder shall be 260±5 °c and immersion duration 5s.
- 3.4 RoHS & HF compliant.

4.Please operate it based on the working height Based on the engineering drawings,shall not exceed the maximum allowed compression



Recommended PCB Layout



4	CAP	1	High temp Plast	Black,UL94 V-0		
3	Body	1	Leaded Brass	Au plating 3u" min ,over all NI plating 50-100u" min		
2	Plunger	1	Leaded Brass	Au plating 5u" min ,over all NI plating 50-100u" min		
1	Spring	1	Stainless steel wire	-----		
Item	Part Name	Q'TY	Material	Finish		
UNLESS OTHERWISE SPECIFIED DIMENSION ARE IN MILLIMETERS TOLERANCE ARE : FRACTION DECIMALs ANGLES						
Shenzhen Chunni Electronics Co. Ltd.						
.X	±0.15	X.*	±8°	DRAWN	Mike	TITLE: POGO PIN
.XX	±0.10	.X*	±5.0°	CHECKED	PEI	PART NO: CNH15055-A03R-00209
.XXX	±0.05	.XX*	±2.0°	APPROVED	LEN	DRAWING NO: CNH00209R
		Scale: 1:1	CONFIDENTIAL		Page: 1/1	Rev: 03
Unit: mm						