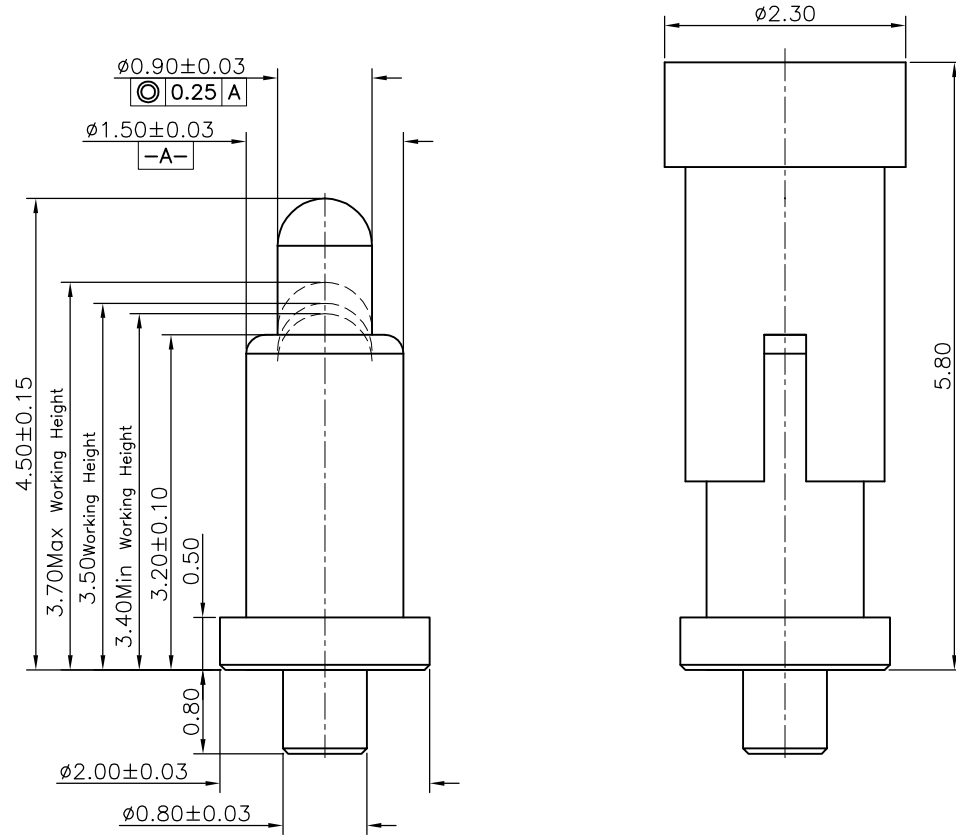
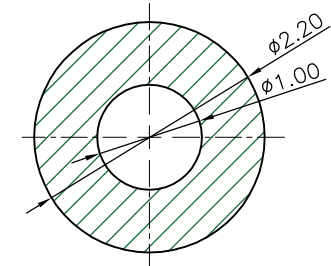


REV.	ECN NO.	REVISION RECORD	DATE
01	ECN-NO	INITIAL RELEASED	20201203

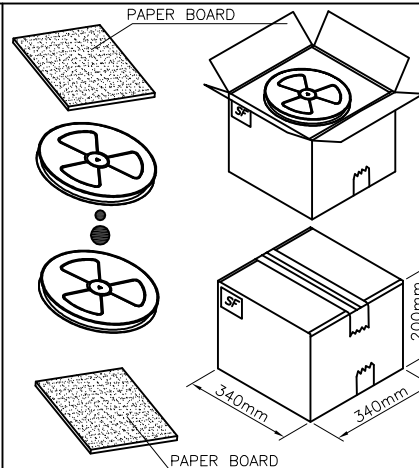
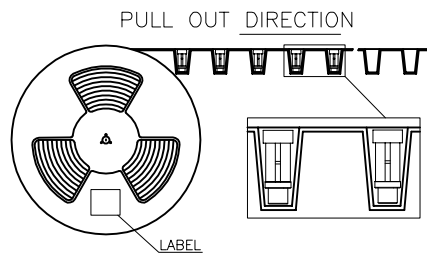
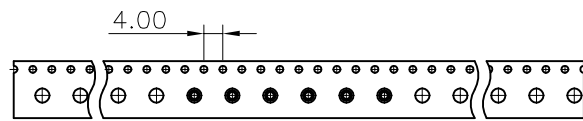


NOTE:

1. Electrical:
 - 1.1. Rated voltage: AC/DC12V.
 - 1.2. Rated current: 1A Max.
 - 1.3. Contact resistance: 100 mohm maximum at working height (quiescence)
2. Mechanical:
 - 2.1. Force: 30 ± 8 gf at Normal Working Height
 - 2.2. Durability: 10,000 cycles (minimum)
3. Environment:
 - 3.1. Temperature range: -20 to 85 degrees
 - 3.2. Salt Spray: 48h Min
 - 3.3. Wave solder: The temperature of the solder shall be 260 ± 5 °c and immersion duration 5s.
 - 3.4. RoHS & HF compliant.
4. Please operate it based on the working height. Based on the engineering drawings, shall not exceed the maximum allowed compression.



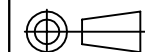
RECOMMENDED PCB LAYOUT (TOP VIEW)
DEFAULT TOLERANCE: ± 0.05



4	CAP	1	High temp Plast	Black, UL94 V-0
3	Body	1	Leaded free Brass	Au plating 10u" min over all NI plating 50u" min
2	Plunger	1	Leaded free Brass	Au plating 10u" min over all NI plating 50u" min
1	Spring	1	Stainless steel wire	Au plating 1u" min over all NI plating 50u" min
Item	Part Name	Q'TY	Material	Finish

UNLESS OTHERWISE SPECIFIED
DIMENSION ARE IN MILLIMETERS
TOLERANCE ARE :
FRACTION DECIMALS ANGLES

.X	± 0.15	X.*	$\pm 8^\circ$
.XX	± 0.10	.X*	$\pm 5.0^\circ$
.XXX	± 0.05	.XX*	$\pm 2.0^\circ$



Scale: 1:1

Unit: mm

Shenzhen Chunni Electronics Co. Ltd.

DRAWN	Mike	TITLE: POGO PIN	
CHECKED	Evan Pei	PART NO: CNH15045-A10R-00265	
APPROVED	Evan Pei	DRAWING NO: CNH00265R	
CONFIDENTIAL		Page: 1/1	Rev: 01