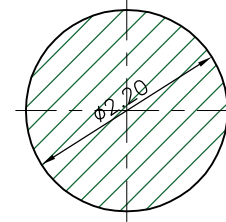
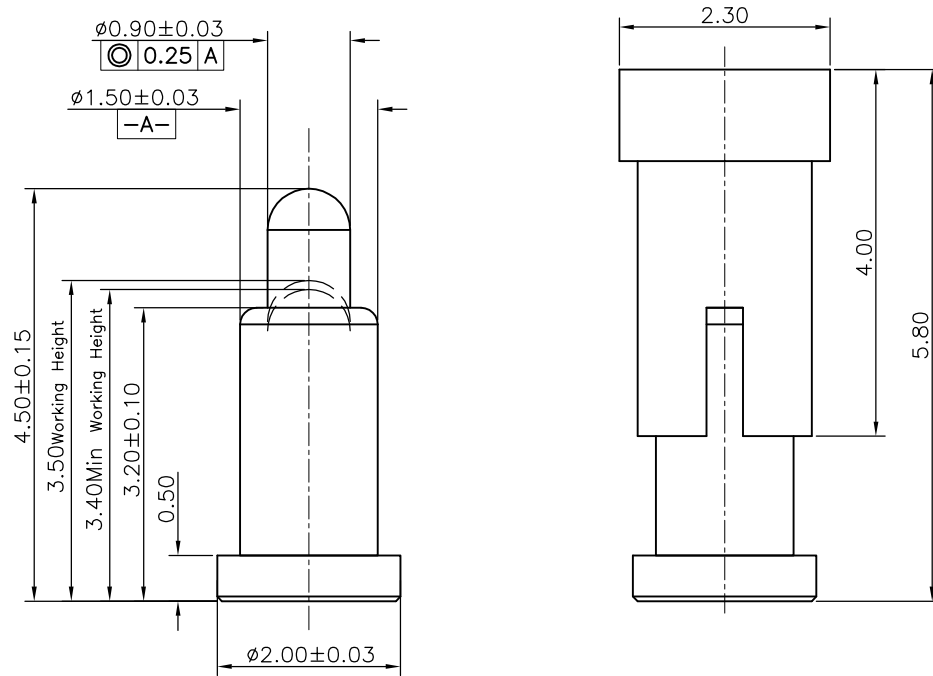


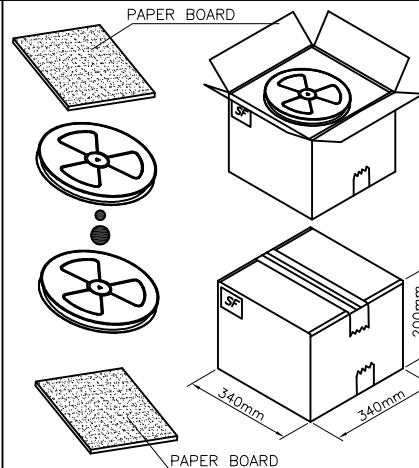
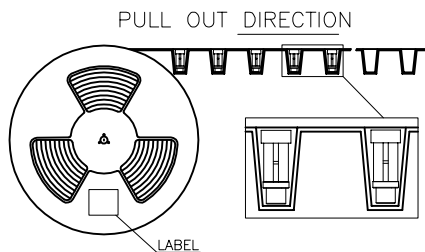
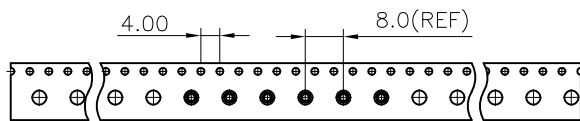
REV.	ECN NO.	REVISION RECORD	DATE
01	ECN-NO	INITIAL RELEASED	20201118

NOTE:

1. Electrical:
  - 1.1. Rated voltage:AC/DC12V.
  - 1.2. Rated current:1A Max.
  - 1.3. Contact resistance: 50 mohm maximum at working height(quiescence)
2. Mechanical:
  - 2.1. Force:30±10gf at Normal Working Height
  - 2.2. Durability:10,000 cycles (minimum)
3. Environment:
  - 3.1. Temperature range: -20 to 85 degrees
  - 3.2. Salt Spray: 48h Min
  - 3.3. Wave solder:The temperature of the solder shall be 260±5 °c and immersion duration 5s.
  - 3.4. RoHS & HF compliant.
4. Please operate it based on the working height Based on the engineering drawings,shall not exceed the maximum allowed compression



RECOMMENDED PCB LAYOUT(TOP VIEW)  
DEFAULT TOLERANCE:±0.05



4	CAP	1	High temp Plast	Black,UL94 V-0
3	Body	1	Leaded free Brass	Au plating 10u" min over all NI plating 50u" min
2	Plunger	1	Leaded free Brass	Au plating 10u" min over all NI plating 50u" min
1	Spring	1	Stainless steel wire	Au plating 1u" min over all NI plating 50u" min
Item	Part Name	Q'TY	Material	Finish
UNLESS OTHERWISE SPECIFIED DIMENSION ARE IN MILLIMETERS TOLERANCE ARE : FRACTION DECIMALS ANGLES				
<b>Shenzhen Chunni Electronics Co. Ltd.</b>				
.X ±0.15	X.* ±8°	DRAWN	Mike	TITLE: POGO PIN
.XX ±0.10	.X* ±5.0°	CHECKED	Evan Pei	PART NO: CNH15045-A10R-00238
.XXX ±0.05	.XX* ±2.0°	APPROVED	Evan Pei	DRAWING NO: CNH00238R
		Scale: 1:1	CONFIDENTIAL	
Unit: mm		Page: 1/1		Rev: 01