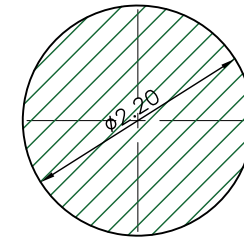
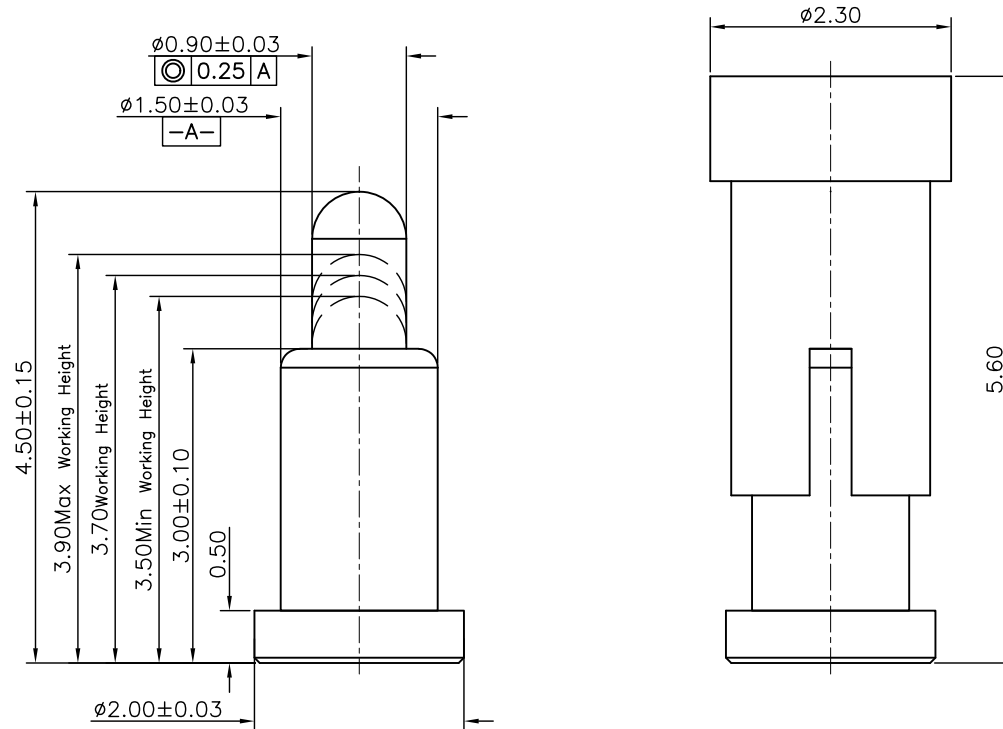


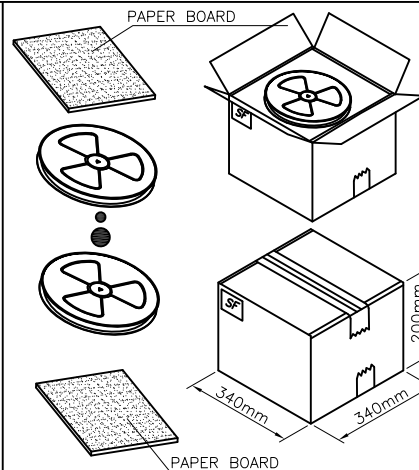
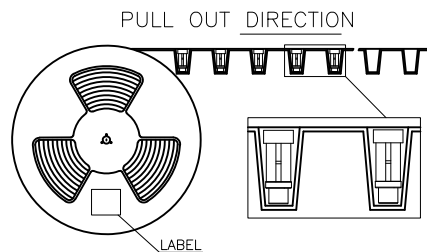
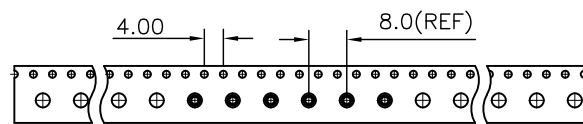
REV.	ECN NO.	REVISION RECORD	DATE
01	ECN-NO	INITIAL RELEASED	20201208

NOTE:

1. Electrical:
  - 1.1. Rated voltage:AC/DC12V.
  - 1.2. Rated current:1A Max.
  - 1.3. Contact resistance: 100 mohm maximum at working height(quiescence)
2. Mechanical:
  - 2.1. Force:25±10gf at Normal Working Height
  - 2.2. Durability:10,000 cycles (minimum)
3. Environment:
  - 3.1. Temperature range: -20 to 85 degrees
  - 3.2. Salt Spray: 48h Min
  - 3.3. Wave solder:The temperature of the solder shall be 260±5 °c and immersion duration 5s.
  - 3.4. RoHS & HF compliant.
4. Please operate it based on the working height Based on the engineering drawings,shall not exceed the maximum allowed compression



RECOMMENDED PCB LAYOUT(TOP VIEW)  
DEFAULT TOLERANCE:±0.05



4	CAP	1	High temp Plast	Black,UL94 V-0
3	Body	1	Leaded free Brass	Au plating 1u" min over all NI plating 50u" min
2	Plunger	1	Leaded free Brass	Au plating 3u" min over all NI plating 50u" min
1	Spring	1	Stainless steel wire	-----
Item	Part Name	Q'TY	Material	Finish
<b>Shenzhen Chunni Electronics Co. Ltd.</b>				
UNLESS OTHERWISE SPECIFIED DIMENSION ARE IN MILLIMETERS TOLERANCE ARE : FRACTION DECIMALS ANGLES			DRAWN	Mike
.X	±0.15	X.*	±8°	TITLE: POGO PIN
.XX	±0.10	.X*	±5.0°	CHECKED
.XXX	±0.05	.XX*	±2.0°	Evan Pei
Scale: 1:1			APPROVED	Evan Pei
Unit: mm			CONFIDENTIAL	
			Page: 1/1	Rev: 02