

REV.	ECN NO.	REVISION RECORD	DATE

NOTE:

1.Electrical:

- 1.1 Rated voltage:AC/DC12V.
- 1.2 Rated current:1A Max.
- 1.3 Contact resistance: 100 mohm maximum at working height(quiescence)

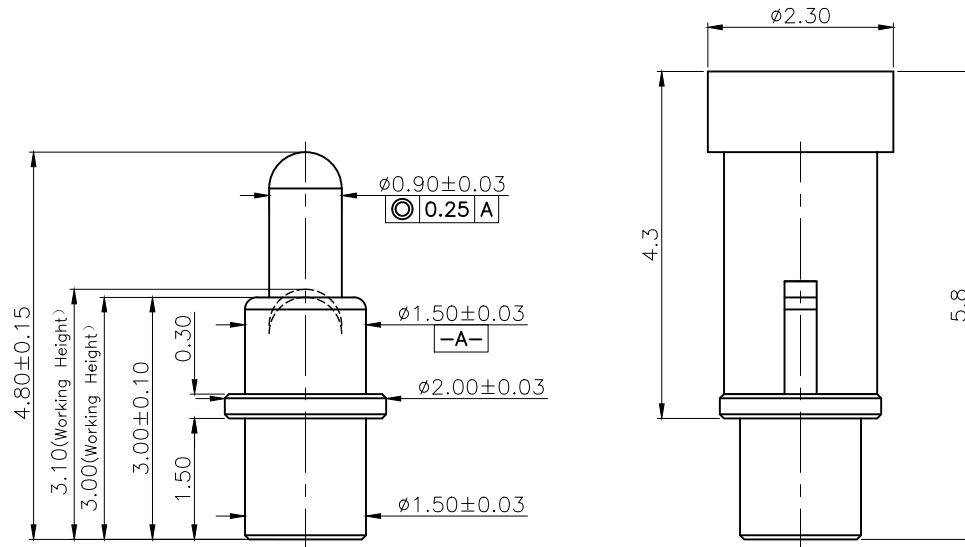
2.Mechanical:

- 2.1 Force:20±10gf at Normal Working Height
- 2.2 Durability:10,000 cycles (minimum)

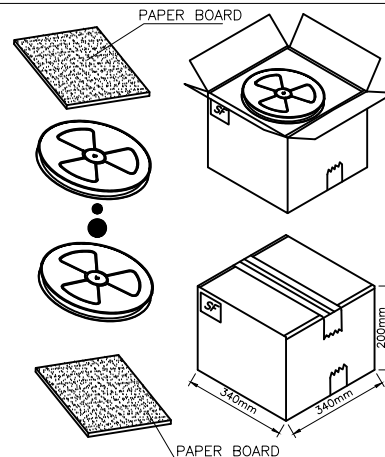
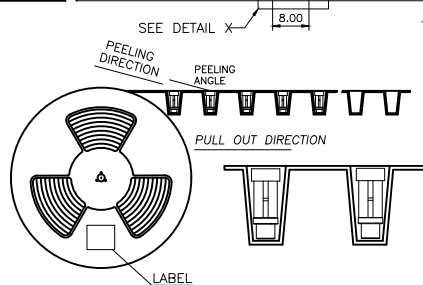
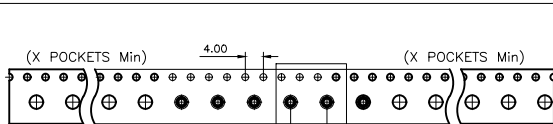
3.Environment:

- 3.1 Temperature range: -20 to 85 degrees
- 3.2 Salt Spray: 48h Min
- 3.3 Wave solder:The temperature of the solder shall be 260±5 °c and immersion duration 5s.
- 3.4 RoHS & HF compliant.

- 4.Please operate it based on the working height
Based on the engineering drawings,shall not exceed the maximum allowed compression



Recommended PCB Layout



4	CAP	1	High temp Plast	Black,UL94 V-0
3	Body	1	Leaded Brass	Au plating 3u" min over all Ni plating 50-100u" min
2	Plunger	1	Leaded Brass	Au plating 3u" min over all Ni plating 50-100u" min
1	Spring	1	Stainless steel wire	-----
Item	Part Name	Q'TY	Material	Finish

UNLESS OTHERWISE SPECIFIED
DIMENSION ARE IN MILLIMETERS
TOLERANCE ARE :
FRACTION DECIMALS ANGLES

Shenzhen Chunni Electronics Co. Ltd.

.X ±0.15	X.* ±8°	DRAWN	Mike	TITLE: POGO PIN
.XX ±0.10	.X* ±5.0°	CHECKED	PEI	PART NO: CNH15033-A03R-00216
.XXX ±0.05	.XX* ±2.0°	APPROVED	LEN	DRAWING NO: CNH00216R
Scale: 1:1	Unit: mm	CONFIDENTIAL	Page: 1/1	Rev: 01